



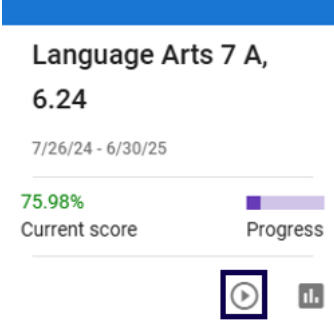





## Student Daily Tasks for Success in Pearson Connexus

Task	What To Do	Help Video
<p><b>To-do List</b></p> <p>Use your To-Do List to Plan Your Day</p> <p> Course Guide [Teacher] HS Spanish I A, 6.23 Past due: May 9, 2024</p> <p> Course Overview HS Spanish I A, 6.23 Past due: May 9, 2024</p>	<p>Look over any past due items (if any) and create a catch-up plan. Next, focus on items due today and plan out your day to make sure they are completed before you log off.</p>	<p><a href="#">Calendar vs To-Do List</a></p>
<p><b>Activity Stream</b> <span>5</span></p> <p>Check Your Activity Stream</p>	<p>Use the activity stream to check feedback on your work/grades and other important items.</p>	<p><a href="#">Overview of the Activity Stream</a></p>
<p> <b>Gradebook</b></p> <p>Access and Look Over Your Grades</p>	<p>Check your current grades for your courses. Click on the names of courses for a more detailed view.</p>	<p><a href="#">Gradebook</a></p>
<p> <b>WebMail</b></p> <p>Check Your WebMail</p>	<p>Check your WebMail when you log in and before you log off for any important communications from your Pearson Teachers.</p>	<p><a href="#">WebMail Overview</a></p>

Task	What To Do	Help Video
<p>Access Your Courses and Complete Daily Lessons &amp; Assignments</p> 	<p>Click either on the course title or the play button to enter each of your courses. Notice the top information (The Landing Page) that has info about your course and how to contact your teacher. Use the Course To-Do List to identify your assigned lesson or assignment and complete it.</p>	<p><a href="#">How to Open a Course, Use the Landing Page, and Find Daily Lessons &amp; Assignments</a></p> <p><a href="#">How Students Can Submit Online Assignments</a></p>
<p> Calendar</p> <p>Use the Calendar Tool to Plan Ahead</p>	<p>Remember that you can use the calendar tool to plan for tomorrow or into the future.</p>	<p><a href="#">Calendar vs To-Do List</a></p>

For more information on what to do each day, review this video on [What to Check Each Day](#).