

## Teacher Support



*Ask A Trainer*

Join us

- Tuesday from 9-10 am ET
- Thursday from 3:30-4:30 pm ET

**CLICK  
HERE**

[Training Room](#)

Do you have any topics you'd like us to focus on?

[Let us know here!](#)



Click the picture for a recipe  
Control + Shift + Click

## Transition From Flash

In our continued efforts to prepare our courses for the transition away from Flash, the Curriculum team will be replacing the Flash-based Envision Math Workmat links with downloadable PDFs in all Kindergarten Math unit tests. There should be no impact on learners. Links that formerly went to flash-based content will instead open as a PDF.

## Science Workbooks

Due to the Covid-19 pandemic, there are some Science 1-5 backordered materials. Pearson OBL has taken steps to integrate a short-term solution while we wait for printed materials to be available and shipped to students.

We have linked digital copies of the Science 1-5 workbooks into the course **backpacks**. Students can access lessons there until the backorder issue is resolved. We expect to receive shipments of workbook hard copies within the next month, and will be shipping them to students as they are available. Families can expect to utilize this solution through December 2020.

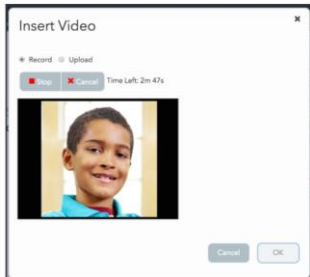
We appreciate your patience as we continue to work diligently to support our learners and families.

- [BrainPOP](#)
- [MGH Science Grade 4 Workbook](#)
- [Science 4 Student Resource Center](#)



## Audio / Video Submissions

If you would like your students to [submit audio](#) or [video assessments](#), here is how!



## Recommended Websites for Teachers and Observers

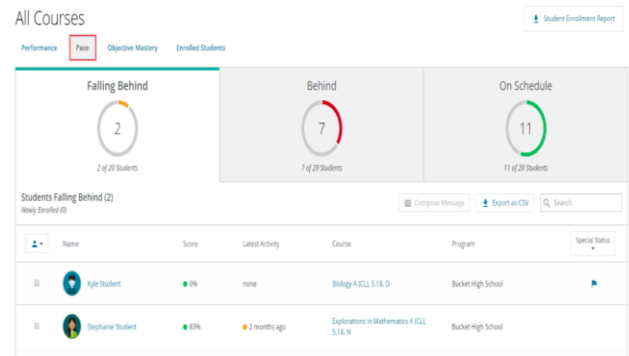
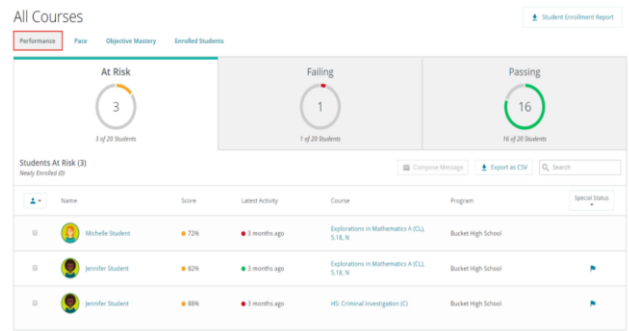
From Family 411

[Here is a comprehensive list of helpful websites and online resources](#) from Pearson OBL specifically for Teachers and Observers.

### Table of Contents

- Activities/Games for Math and Language Arts (Primary)** .....
- Activities/Games for Math and Language Arts (Secondary)** .....
- Art Resources** .....
- College/Career Preparation and Planning** .....
- Foreign Language** .....
- Government Resources** .....
- Health/Physical Education** .....
- Literature/Poetry** .....
- Science (Primary)** .....
- Social Studies (Primary)** .....
- Social Studies (Secondary)** .....
- Student Reference** .....
- Teacher Lesson Planning/Resources** .....
- Technology/Project Creation** .....
- Recommended Websites for Teachers and Learning Coaches use only** ...

## The Enrollments Tab



The Enrollments tool provides an overview of student's academic performance which helps teachers make data-driven decisions and take a deeper look into student performance.

It's also a great place to webmail your



students!

Click below to find out more information



## 2020-2021 PEARSON OBL TECHNICAL SUPPORT PLAN

Need assistance fast?  
We're here to help

You will be asked by a support representative to provide one of the following forms of identification: school address, business phone, home or mobile phone, or email address.

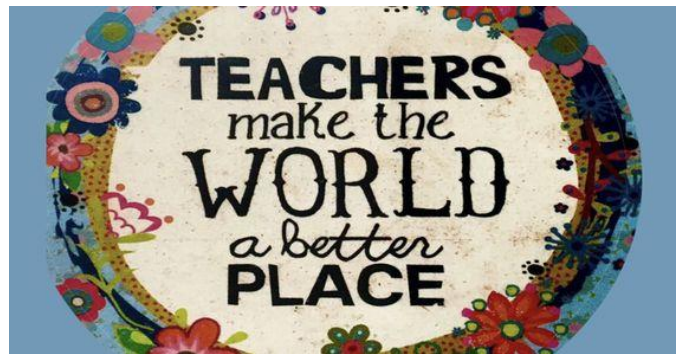


844-597-3224

- For Students and Caretakers, Select Option 1.
- For Teachers, Administrators, and Staff, Select Option 2



pcxsupport@pearson.com



---

---

*"For me, education was power."*

Michelle Obama

---

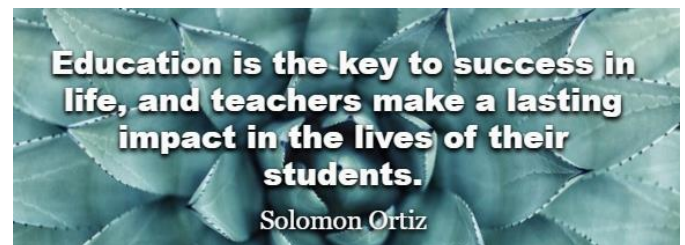
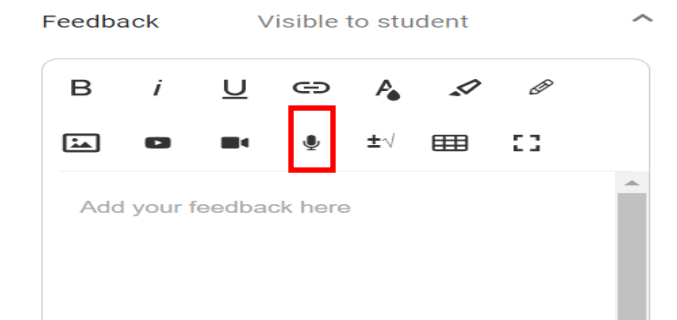
---

## Questions and Answers

Q: Can I create audio feedback for my students?

A: Yes! After selecting **Audio**, you can:

Record up to three minutes of audio by selecting the **Record** radio button and selecting **Record** (you may be prompted to permit the program to use your computer's camera and microphone)



# Material Return Instructions

## What to Return

Please return all school-provided non-consumable course materials listed below:

- Textbooks
- Novels, storybooks, and picture books
- Unused workbooks
- Unopened kits

*Please do not return used workbooks and opened kits.*

Materials should be packaged in their original box with packing material to prevent damage. If you did not keep the original packaging, any sturdy box may be used. Additional boxes and packing materials are not provided by Pearson.

## Initiating Your Return

Please process free prepaid return labels or a next business day UPS Pickup using Pearson's UPS Returns Guest Portal by visiting the [Instructions for Material Returns](#) web page and clicking the Pearson Returns Site button ( [Pearson Returns Site](#) ). Click the "I'm not a robot" check box and complete the captcha, then follow the instructions on the left of the Shipping Information form.

### Pearson's UPS Returns Tips:

1. In the **Please choose the division:** section, select Pearson.
2. In the **Shipment** section, locate the **Choose item being returned** dropdown menu and select "BOOKS". **Leave the Household/Student ID blank.**
  - a. One label per box.
  - b. If you require multiple labels, click "Add" and repeat Step 2.
3. Click "Process Shipment" to generate the e-mail label(s), QR code, View and Print label(s), or schedule the next business day UPS Pickup.
4. Please check your spam/junk folders if the e-mail from UPS Return Labels ([no-reply@ups.com](mailto:no-reply@ups.com)) does not arrive in your inbox.

### Example:

The screenshot shows a web form titled "Shipping Information." with two main sections: "Ship From" and "Shipment".

**Ship From Section:** Includes fields for Name, Address (Physical), City, State, Postal Code, Phone Number, and E-Mail Address.

**Shipment Section:** Includes a dropdown for "Please choose the division:" (set to "Pearson"), a dropdown for "Label Format" (set to "Laser Printer (GIF Image)"), a dropdown for "Label Delivery Method" (set to "E-Mail Label"), and a section for "Package 1" with a dropdown for "Choose item being returned" (set to "BOOKS") and an empty "Household/Student ID" field. There is an "Add" button and a "Package 1" dropdown.

At the bottom of the form are "Process Shipment" and "Clear" buttons.